



COMPASS

October 2022

# Roseland Market Insights

# Roseland

OCTOBER 2022

## UNDER CONTRACT

<b>2</b>	<b>\$521K</b>	<b>\$521K</b>
Total Properties	Average Price	Median Price
<b>-33%</b>	<b>-11%</b>	<b>-11%</b>
Decrease From Oct 2021	Decrease From Oct 2021	Decrease From Oct 2021

## UNITS SOLD

<b>4</b>	<b>\$546K</b>	<b>\$454K</b>
Total Properties	Average Price	Median Price
<b>-56%</b>	<b>-15%</b>	<b>-19%</b>
Decrease From Oct 2021	Decrease From Oct 2021	Decrease From Oct 2021

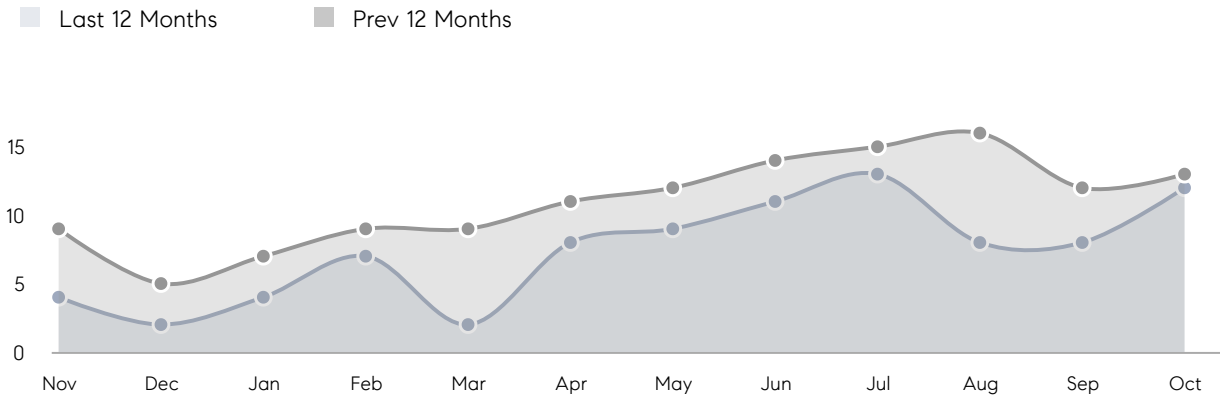
## Property Statistics

		Oct 2022	Oct 2021	% Change
Overall	AVERAGE DOM	29	39	-26%
	% OF ASKING PRICE	102%	99%	
	AVERAGE SOLD PRICE	\$546,188	\$640,222	-14.7%
	# OF CONTRACTS	2	3	-33.3%
	NEW LISTINGS	6	6	0%
Houses	AVERAGE DOM	21	45	-53%
	% OF ASKING PRICE	101%	98%	
	AVERAGE SOLD PRICE	\$656,000	\$661,000	-1%
	# OF CONTRACTS	0	2	0%
	NEW LISTINGS	4	3	33%
Condo/Co-op/TH	AVERAGE DOM	37	18	106%
	% OF ASKING PRICE	102%	100%	
	AVERAGE SOLD PRICE	\$436,375	\$567,500	-23%
	# OF CONTRACTS	2	1	100%
	NEW LISTINGS	2	3	-33%

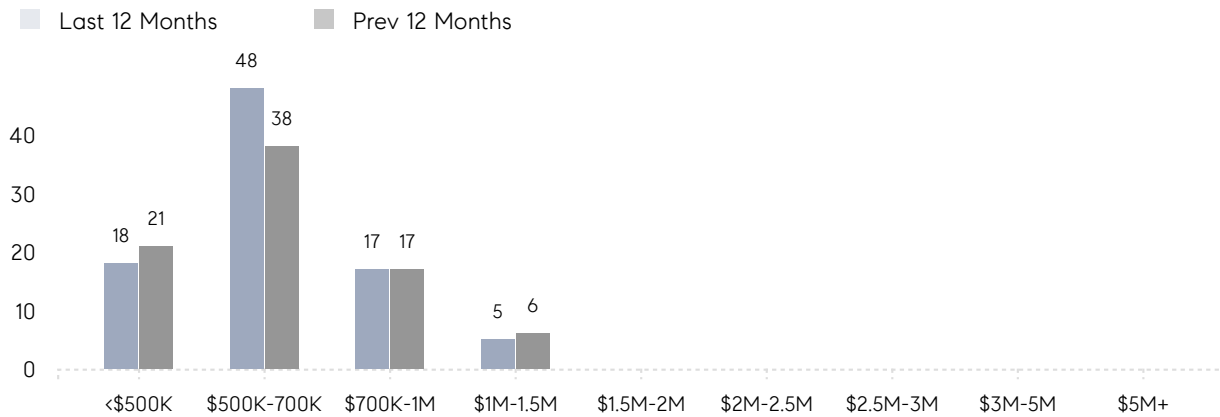
# Roseland

OCTOBER 2022

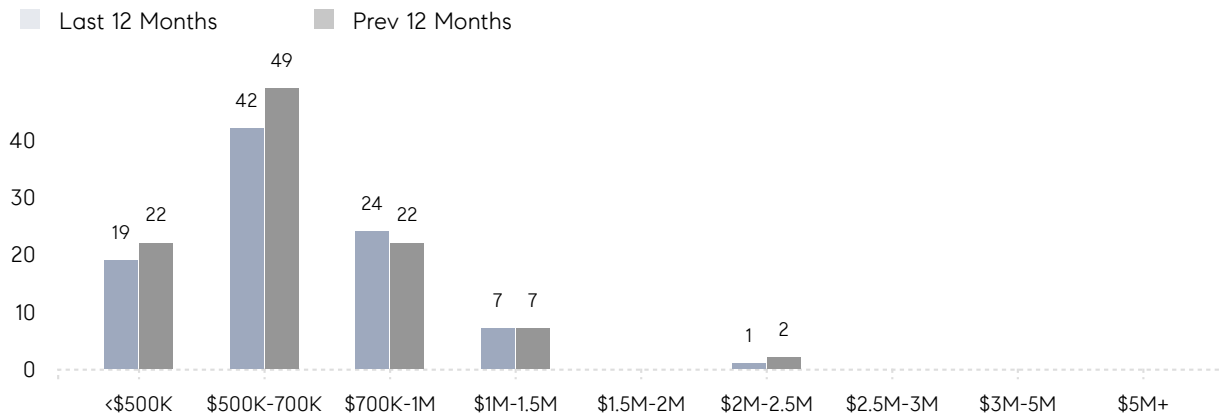
## Monthly Inventory



## Contracts By Price Range



## Listings By Price Range





# COMPASS

Compass makes no representations or warranties, express or implied, with respect to future market conditions or prices of residential product at the time the subject property or any competitive property is complete and ready for occupancy or with respect to any report, study, finding, recommendation or other information provided by Compass herein. Moreover, no warranty, express or implied, is made or should be assumed regarding the accuracy, adequacy, completeness, legality, reliability, merchantability or fitness for a particular purpose of any information, in part or whole, contained herein. All material is presented with the understanding that Compass shall not be deemed to provide legal, accounting or other professional services. This is not intended to solicit the purchase or sale of any property. Any and all such warranties are hereby expressly disclaimed. Equal Housing Opportunity.

© Compass. All Rights Reserved. This information may not be copied, used or distributed without Compass' consent.